


WATER BLASTING EQUIPMENT

WB SERIES

Ultra High Pressure units for industrial uses

With pumps up to 2800 bar - 400 kW



ENGINE: electric or diesel

VERSIONS with configuration:
Manual, Pneumatic, with Inverter

EQUIPMENT: Base only, Base with cover, Base with soundproof cabin, Frame with trolley plus roof covering, Frame with trolley + Soundproof cabin, Frame with road trolley + Soundproof cabin





CONTROL PANEL: Plc display control panel for equipment, motor and pump management with safety devices and alarms



OPTIONS: Centrifugal pump, Water tank, Maintenance tool kit for piston pump, HP pressure stabilizer, Low pressure stabilizer, second stainless steel filter

DIESEL UNITS

MODELS	 kW (HP)		
		l/min	bar
PTC 3 D	75 (102)	256	125
		171	185
		135	235
		13	2500
PTC 3 D 90	90 (122)	316	130
		212	200
		135	300
		13	2600
PTC 4 D	110 (150)	420	130
		360	150
		46	1400
		22	2600
PTC 4 D 130	130 (177)	420	130
		360	150
		300	180
		250	220
PTC 5 D	160 (217)	480	145
		420	170
		360	200
		33	2500
PTC 6 D	250 (340)	228	600
		138	1000
		101	1470
		41	2800
PTC 7 D	350 (476)	1310	140
		613	300
		188	1000
		70	2500
PTC 7 D 400	400 (544)	1146	200
		740	320
		223	1000
		176	1250

CONFIGURAZIONI



A) SKID



B) ROOF SKID



ELECTRICAL UNITS

MODELS	 kW (HP)	 l/min bar	
		PTC 3 E	75 (102)
PTC 3 E 90	90 (122)	283 96 45 13	150 440 930 2800
PTC 4 E	110 (150)	190 96 34 22	320 640 1800 2800
PTC 4 E 130	130 (177)	420 360 300 250	140 160 190 230
PTC 5 E	160 (217)	228 88 40 26	355 1000 2000 2800
PTC 6 E	250 (340)	228 115 101 41	600 1200 1470 2800
PTC 7 E	400 (536)	176 223	1250 1000

• CONFIGURATIONS

C) CANOPY















D) TRAILER



WB SERIES

• RECOMMENDED ACCESSORIES

 <p>Nozzle for flexible</p>	 <p>Rotating nozzles</p>	 <p>Dry shut and dump shut guns</p>	 <p>KATANA 45 K/ 3100 bar</p> <p>Pneumatically driven rotary boom gun, double trigger and nozzle holder for 04 or 06 sapphire inserts.</p>
 <p>SCIMITAR</p> <p>Highly effective self-rotary waterblasting tools</p>	 <p>High pressure and ultra high pressure hoses</p>	 <p>Flexible lances</p>	 <p>TEMPEST 2800bar/40Kpsi</p> <p>Robust self rotating nozzle with a special magnetic break system</p>
 <p>POWER BOX 3/2"</p> <p>Ultra high pressure control valve</p>	 <p>MULTI-JET 2800 bar (40K psi)</p> <p>Preparation system for floors and hulls</p>	 <p>Protective clothing for waterjetting</p>	 <p>Dump foot valve 1500bar / 22kpsi, Stainless steel valve with cartridge</p>